

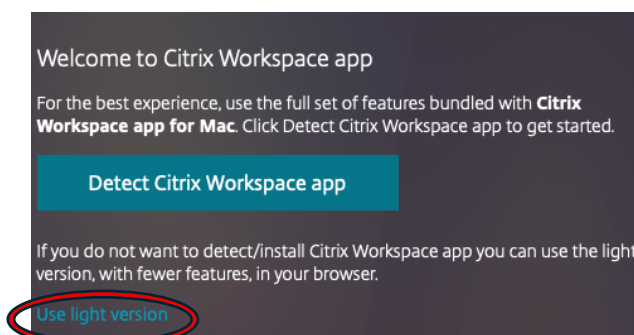
How to Access an Internal Webpage from an External Location

Internal CNM websites can only be accessed when on site or when using an approved VPN. If offsite, dash is required to access internal pages and applications.

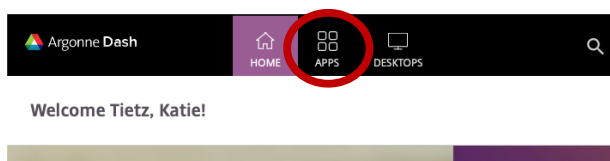
Steps to Access Internal Pages through Dash


1. Visit dash.anl.gov.
2. Log in with your Argonne username and password.

3. Click on “Use light version”.




4. Click on Apps in the horizontal menu at the top.

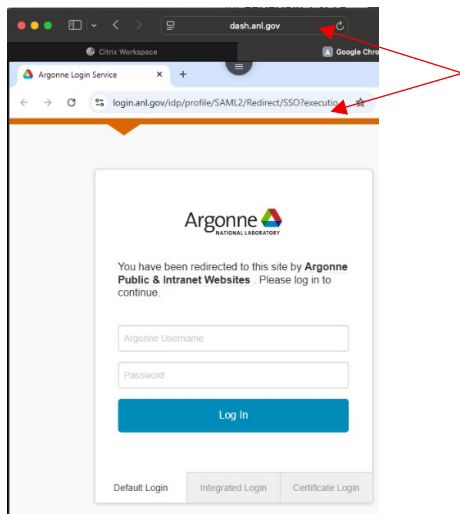





5. Click on Google Chrome or Internet Explorer.

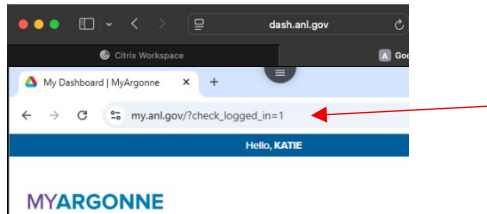


6. This opens a new browser within a browser. Log in with your Argonne username and password.





7. If visiting a specific link (e.g. inside.cnm.anl.gov), type the address into the internal address bar (not the top dash address bar).



Tips:

- Trouble logging in? You can test your Argonne domain account password at https://servicenow.anl.gov/pr?id=test_password_pr or view your domain account and password status at the CNM User Portal at <https://userportal.cnm.anl.gov/>.
- Contact the Argonne service desk (630-252-9999, option 4) for assistance.

Troubleshooting:

- Need help? Reach out to the CNM user office (cnm_useroffice@anl.gov, 630-252-6952).

